





Supplementary Figure 1: Directed acyclic graph for determining the minimal sufficient adjustment sets for estimating the total effect of CRP on Micro- and macrovascular disease.

Legend:  = exposure;  = outcome;  = ancestor of exposure *and* outcome;  = causal path.

Definition of abbreviations: SES = socioeconomic status.

Link to DAG: dagitty.net/mGETVa3